

NLG NEWS

8/31-9/4/2020

Have you ever heard of
“reduce, reuse, **recycle?**”

If you have not,
that is okay. We

are going to learn
about **recycling**.

Recycling is when
we take materials
like **metal, glass,**
plastic and **paper** and try to
RE-use them. RE-use means to
use something
again, either in
the same way or a
different way.

Usually at NLG, there is a trash
can and a
recycling bin that
looks like this:



Things that can go into the
recycling bin are:

1. **Cans**
2. **Bottles**
3. **Paper**

Things that can go in the trash
can are **garbage** items like:

1. Food
2. Tissues
3. Wrappers


It is important that we pay
attention to what items can be
recycled because it is good for
our **Earth**. There are some fun
ways we can recycle, like using
a **cardboard box** many times,
or re-filling your **plastic** water
bottle.

Remember, if you
see this symbol – it
is **recyclable!**



Comprehension Mad Libs

Use the News story to fill in the blanks to correctly answer the comprehension questions. If able, the member can also fill in the Mad Libs spots!

- This week we are talking about _____.
What?
- _____ and _____ are things that can go in
the garbage.
What? What?
- A recycling bin is usually _____.
Adjective
- Recycling is good for the _____.
What / Who?
- We can recycle _____, _____, and
_____.
What?
- This symbol  means that you should _____.
What?

Word Bank (use some of these terms to complete the red blanks):

Cans	Earth	Paper	Bottles
Metal	Recycle	Blue	Wrappers
Recycling	Food		

BINGO!



BINGO!



BINGO!



BINGO!



BINGO





recycle



garbage



metal



glass



cans



Bottles



paper



Plastic



Earth



recycling bin

Concepts

Activity: Discuss the pictures on the page and ask members to select the corresponding answers to the questions that explore basic concepts.



What COLOR is the bin for GLASS? **Blue** **Green** **Red**

How MANY bins are there?

Should we **recycle** metal? YES NO



Are BOTH people carrying the bin? YES NO

Do we put recycled items IN or OUT of the bin? IN OUT

WHERE are they recycling? OUTSIDE INSIDE

Answering Wh- Questions

Instructions: Show a member the picture and talk about what you see. Ask them the corresponding wh-questions, looking for an appropriate answer.



Who is wearing gloves? _____

What are they recycling? _____






Where are the people? _____

When are they recycling? _____

How do they recycle? _____

What would you do?

Directions: State the problem and present both solutions verbally. Circle or select the solution that makes the most sense.

Problem	Solution 1	Solution 2
<p>I don't know if I should recycle my water bottle</p> <p>I should</p>	<p>Look for this symbol</p> 	<p>Throw it on the floor</p> 
<p>I am finished my snack and have a wrapper</p> <p>I should</p>	<p>Put it in the recycling bin</p> 	<p>Put it in the garbage</p> 
<p>I found a piece of paper on the floor</p> <p>I should</p>	<p>Leave it there</p> 	<p>Pick it up and put it in the recycling bin</p> 

Conversation Starters:

The staff can assist members in having a conversation about the topic. These questions are intended to initiate the conversation, please elaborate to support on topic responses.

Do you recycle?

Why do you think it's important to recycle?

What kind of items do you re-use?

Where is the recycling bin where you are / where you live? What does it look like?